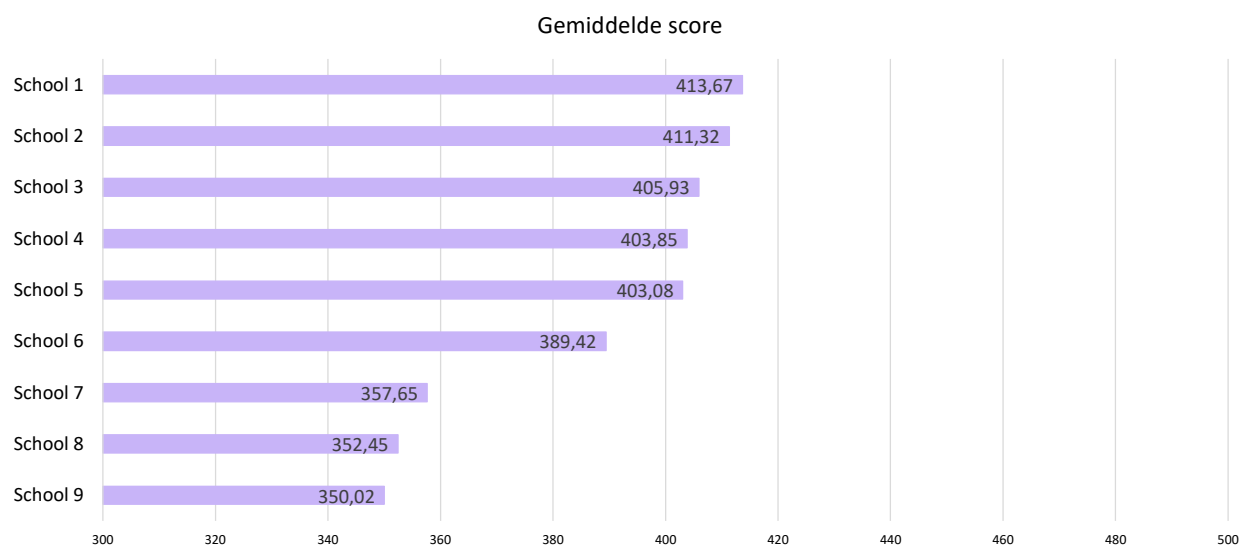


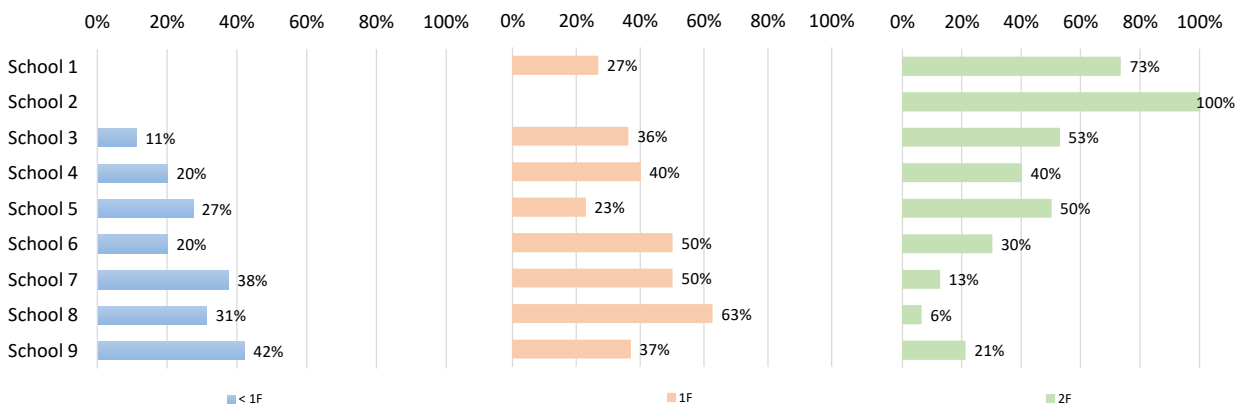
AMN Eindtoets 2019 - Managementoverzicht Stichting AMN

School	Aantal leerlingen	Laagste score	Hoogste score	Gemiddelde score
School 1	15	349	498	413,67
School 2	3	389	471	411,32
School 3	36	301	497	405,93
School 4	5	327	461	403,85
School 5	22	311	497	403,08
School 6	10	308	459	389,42
School 7	16	300	490	357,65
School 8	16	301	491	352,45
School 9	19	300	393	350,02



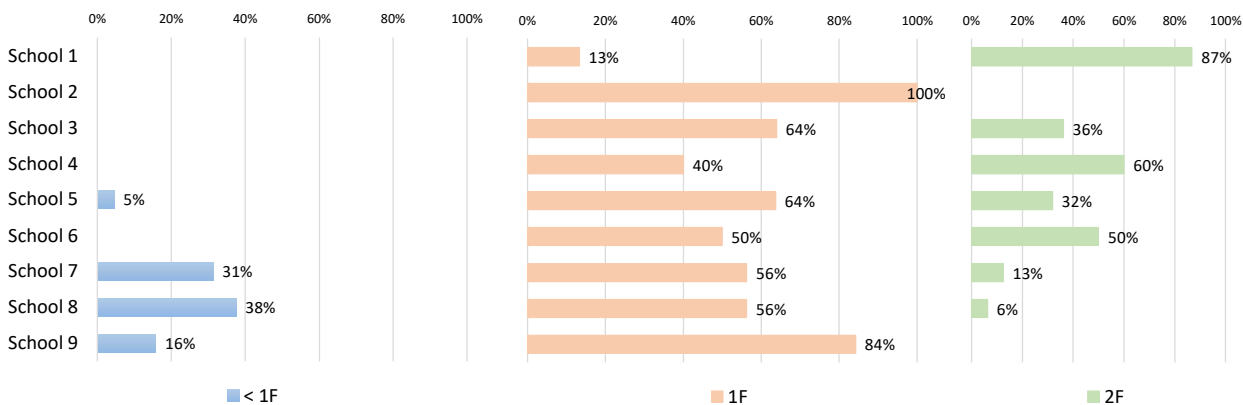
Percentage leerlingen per referentieniveau - Lezen

School	< 1F	1F	2F
School 1		27%	73%
School 2			100%
School 3	11%	36%	53%
School 4	20%	40%	40%
School 5	27%	23%	50%
School 6	20%	50%	30%
School 7	38%	50%	13%
School 8	31%	63%	6%
School 9	42%	37%	21%



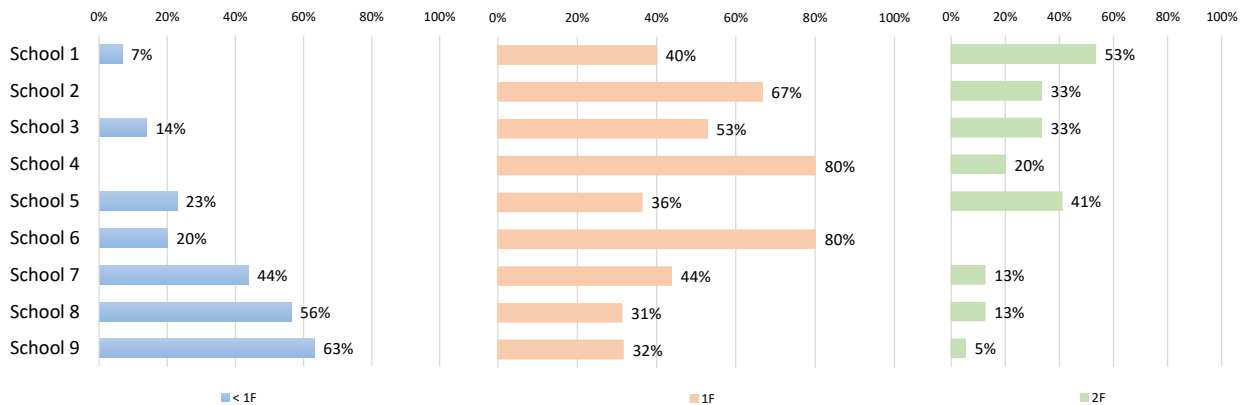
Percentage leerlingen per referentieniveau - Taalverzorging

School	< 1F	1F	2F
School 1		13%	87%
School 2		100%	
School 3		64%	36%
School 4		40%	60%
School 5	5%	64%	32%
School 6		50%	50%
School 7	31%	56%	13%
School 8	38%	56%	6%
School 9	16%	84%	



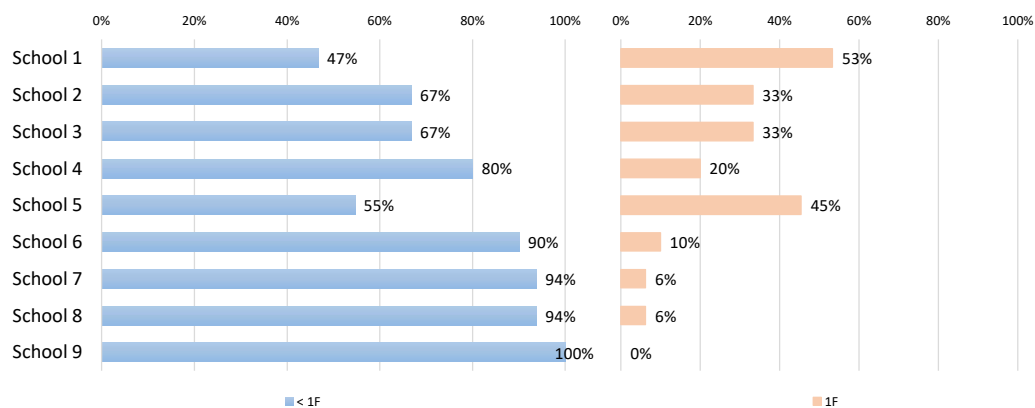
Percentage leerlingen per referentieniveau - Rekenen (F)

School	< 1F	1F	2F
School 1	7%	40%	53%
School 2		67%	33%
School 3	14%	53%	33%
School 4		80%	20%
School 5	23%	36%	41%
School 6	20%	80%	
School 7	44%	44%	13%
School 8	56%	31%	13%
School 9	63%	32%	5%



Percentage leerlingen per referentieniveau - Rekenen (S)

School	< 1F	1F
School 1	47%	53%
School 2	67%	33%
School 3	67%	33%
School 4	80%	20%
School 5	55%	45%
School 6	90%	10%
School 7	94%	6%
School 8	94%	6%
School 9	100%	0%



Uitstroom PO - VO

School	Pro/vmbo-bl	vmbo-bl/kl	vmbo-kl/gt	vmbo-gt/havo	havo/vwo	vwo
School 1	0	0	2	2	1	10
School 2	0	0	0	1	1	1
School 3	2	2	5	12	10	5
School 4	0	1	1	0	2	1
School 5	0	5	3	4	3	7
School 6	0	2	2	2	4	0
School 7	4	3	2	4	2	1
School 8	3	5	3	3	1	1
School 9	3	5	6	5	0	0

Toetsadvies	Aantal leerlingen	Uitstroom stichting	Uitstroom landelijk
Pro/vmbo-bl	12	8,5%	4,4%
vmbo-bl/kl	23	16,2%	11,8%
vmbo-kl/gt	24	16,9%	18,2%
vmbo-gt/havo	33	23,2%	27,2%
havo/vwo	24	16,9%	17,8%
vwo	26	18,3%	20,6%

